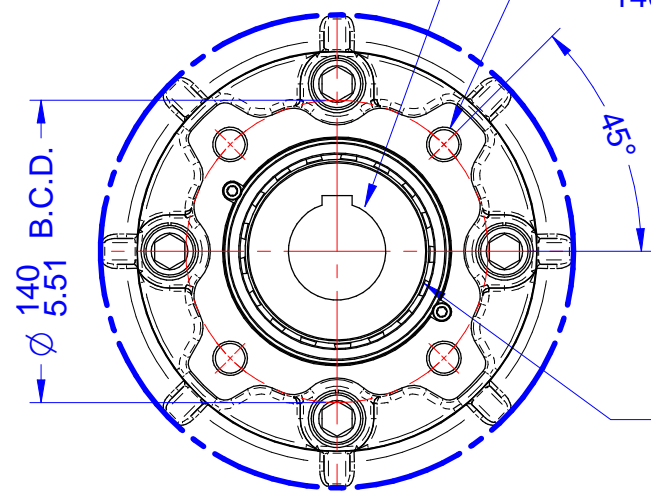


REMOVE STEM NUT FROM BASE FOR MACHINING REFERENCE DIA. - $\varnothing 83\text{mm}$ REFERENCE LENGTH - 64mm

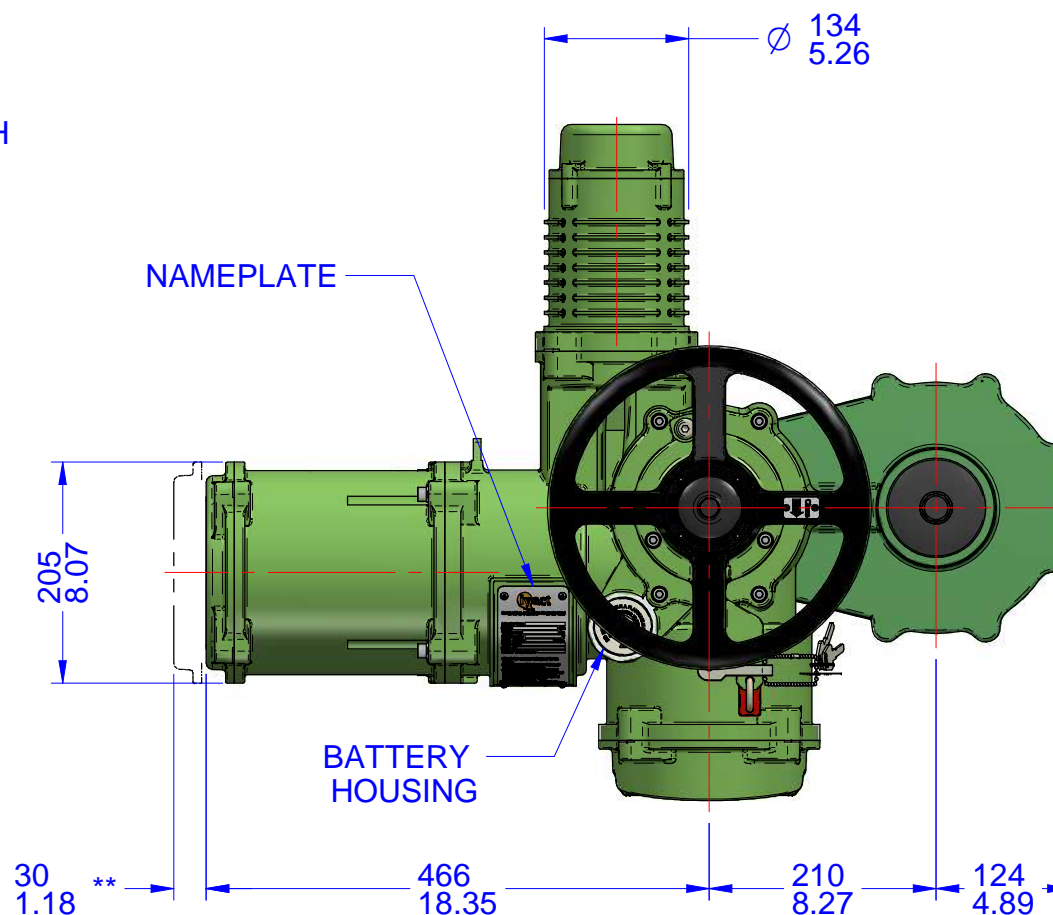
ISO5211 F14 BASE
4 HOLES TAPPED
M16 X 2.0P - 24mm DEPTH
EQUI-SPACED ON
140mm/5.512" B.C.D.



BASE DETAILS
VIEW ON ARROW 'A'

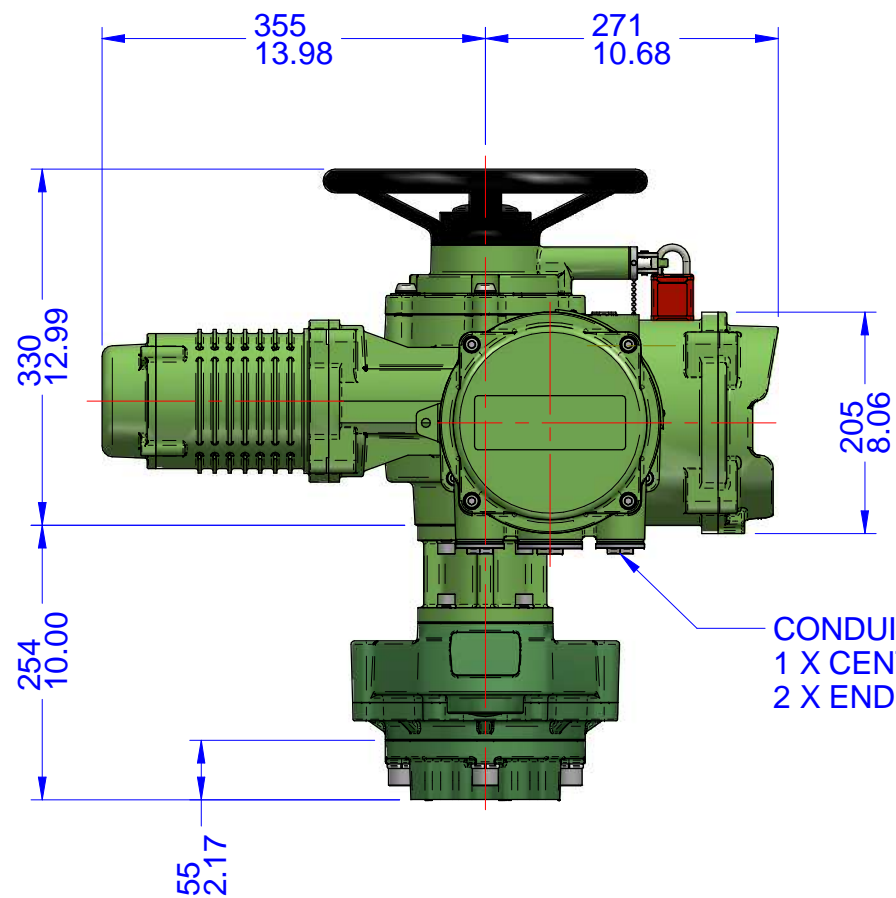
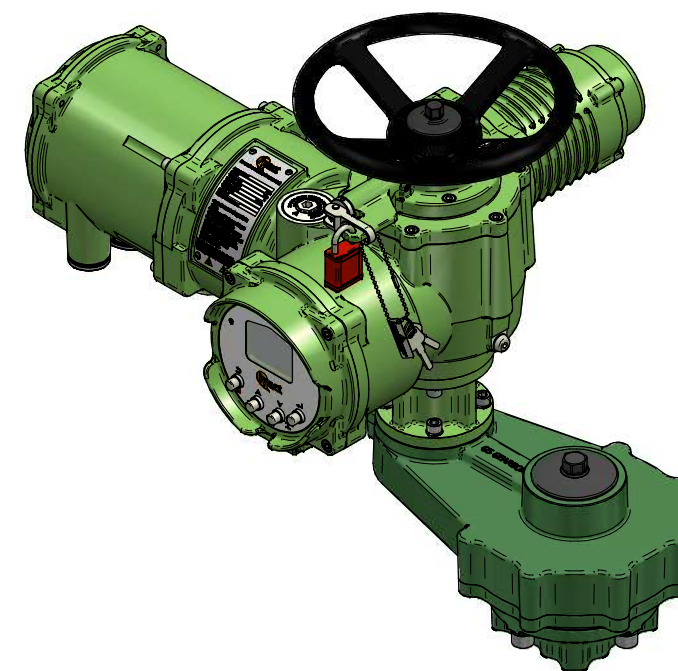
MAX STEM ACCEPTANCE
 $\varnothing 51\text{mm} / \varnothing 2.00"$

NAMEPLATE



BATTERY HOUSING

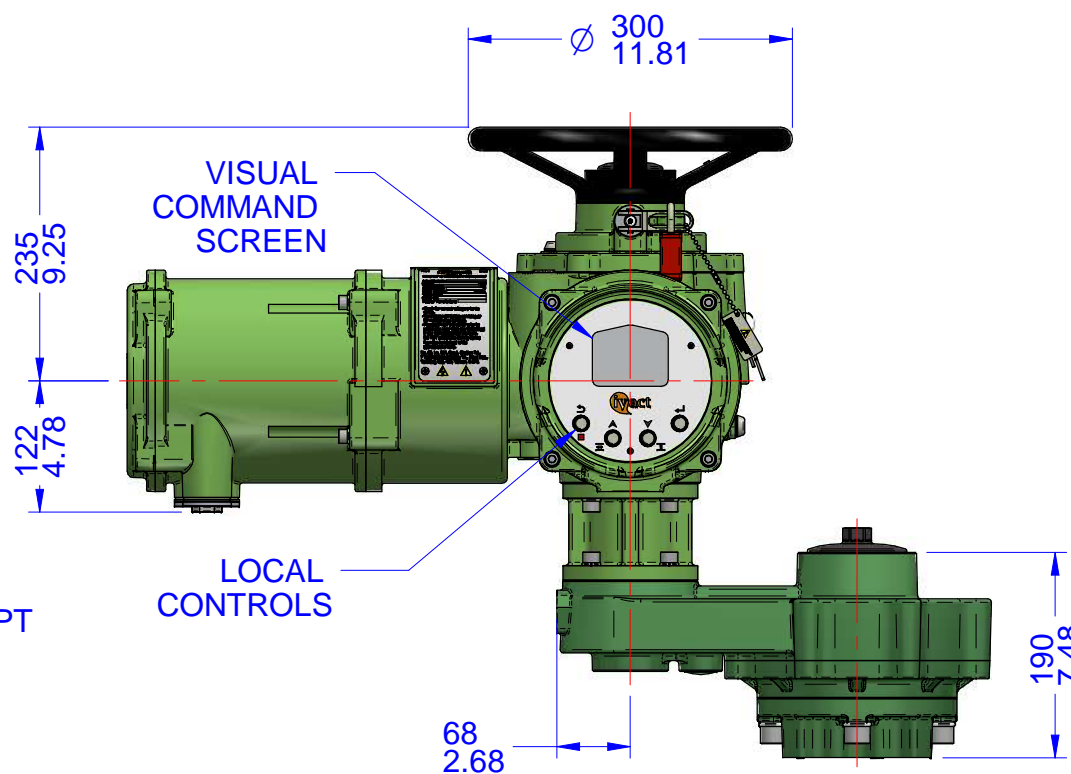
Actuator Performance Data				
Voltage	Max Torque	RPM	Running Current	Motor Power
220-1-60	200 lbs.ft.	30-90	7.1 Amps	735 Watts



CONDUIT ENTRIES
1 X CENTER - 1-1/2" NPT
2 X ENDS - 1" NPT

VISUAL COMMAND SCREEN

LOCAL CONTROLS



Notes:

- 1) All dimensions are in mm/INCHES.
- 2) Actuator shown is in the fully clockwise closed position.
- 3) Enclosure - Watertight CSA Nema 4X.
- 4) ** Designates cover removal allowance.
- 5) Actuator Weight: 170 lbs / 77 KG.
- 6) The interface provided for mounting the actuator or second stage gearbox onto the valve should conform to good engineering practices, ensuring adequately toleranced limits for parallelism, perpendicularity and concentricity.



Innovative Actuation Incorporated

1-215 Traders Blvd. Mississauga, Ontario Canada L4Z-3K5 www.ivact.com

TITLE:
**Dimensional Drawing for ivact Model
iVM-2BW0 Electric Actuator with SG202N
Spur Gear (For Non-Rising Stems)**

DOC. NO.: IV-2103 DATE: March 31/2020

DRAWING NO.:
iVM-2BW0/SG202N

